

- Sofia G. Monzon
- Bi-Literacy Strategies for Second Language Learners
- Dr. Gomez, Summer 2014, UST



# Cognates Lesson:

## Words ending with -al

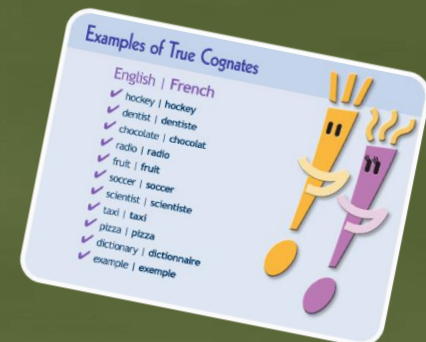
### Activity # 10



# COGNATES LESSON: WORDS ENDING WITH -AL

## What are Cognates?

Words in two languages that have a common etymology, and thus are similar or identical (Erichsen, 2014).



## COGNATES LESSON: WORDS ENDING WITH -AL

### Cognate Lesson: Words ending in -al

### Second Grade

#### **Description:**

- Students will get and match two cards for each cognate. They will color the ending -al in two different colors (one for English, one for Spanish). After, they will compare the words and notice that the ending is the same.
- Students will also notice the words that are spelled exactly the same in both languages and the ones that change.
- Students will match the words to the pictures and work on meaning of words as a small group.

# COGNATES LESSON: WORDS ENDING WITH -AL

## Objective:

- Students will learn words in both languages to improve their vocabulary and language development.
- Students will analyze and compare words to conclude how words in Spanish that end in -al are usually the same in English.

## Materials:

- Two cards with each word per student
- Pictures
- Enlarged T-Chart
- Bridging Notebooks
- Picture/word search
- Colors, glue, pencils, and paper.




Title: \_\_\_\_\_ Name: \_\_\_\_\_


# COGNATES LESSON: WORDS ENDING WITH -AL

## Cognates:

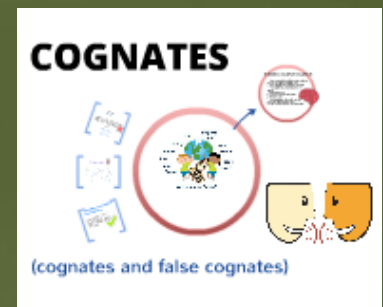

- ❖ animal
- ❖ canal
- ❖ capital
- ❖ general
- ❖ legal
- ❖ manual
- ❖ tropical
- ❖ real
- ❖ total
- ❖ cereal
- ❖ normal
- ❖ glacial
- ❖ traditional
- ❖ essential
- ❖ universal
- ❖ casual
- ❖ final
- ❖ digital
- ❖ medical
- ❖ hospital



# COGNATES LESSON: WORDS ENDING WITH -AL

## Procedures:

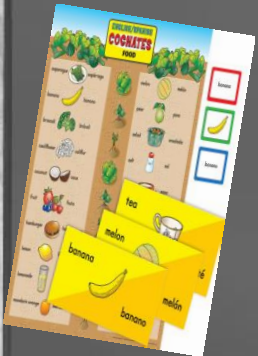
- The teacher will introduce the activity by asking students to recall what cognates are (lesson previously taught).
- The teacher will introduce one cognate in a sentence in English and then will isolate the words. Then she will do the same in a sentence in Spanish. The teacher will ask students to compare the two words and tell the similarities and differences.
- The teacher will do the same with another word and students will come to the same conclusion.



# COGNATES LESSON: WORDS ENDING WITH -AL

## Procedures (continuation):

- Next, the teacher will explain that many cognates that end in -al have usually the same meaning in both languages.
- Whole group: the teacher will post some words on the T-Chart (Title: Cognates, Columns: English/Spanish), and students will pick the two words that belong together from a word bank. The students will write those words on the T-chart.
- Later, the students will work with a partner coloring the ending -al in their words (two words for each students, one in English and its counterpart in Spanish). They will read the word, think about, and discuss about the meaning of the word.



# COGNATES LESSON: WORDS ENDING WITH -AL

## Procedures (continuation):

• After, the students will work in small groups to match their cognate words to the picture that best depicts the meaning of the word. Students will work cooperatively and support each other to comprehend the meaning of the words, by discussing, asking questions, and making inferences. Teacher support will be available as needed.

• Students will glue the words and pictures into their "Bridging Notebook" under the title "Cognates ending with -al".




• Finally, as a whole group, the students will match the cognates to the right picture in the T-Chart, and will briefly explain the meaning of the words.



# COGNATES LESSON: WORDS ENDING WITH -AL

## Assessment:

- ☑ Student accuracy at coloring the -al ending of their words.
- ☑ Student accuracy at matching words to picture for meaning.
- ☑ Student participation in whole group.
- ☑ Student participation in partner activity.
- ☑ Teacher informal/formal observations of students' participation and general understanding.



# COGNATES LESSON: WORDS ENDING WITH -AL

## Extension Activity:

• The students will look for the words in English that end with -al, in a Wordle word cloud. After finding all the words that end with -al, students will analyze if those words have a cognate in Spanish. If they do, students will try to define it, draw a picture, or orally explain it.



## REFERENCES

Beeman, K., Urow, C. (2013). *Teaching for Biliteracy, Strengthening Bridges Between Languages*. Philadelphia, PA. Caslon, Inc.

Capellini, M. (2005). *Balancing Reading & Language Learning, A Resource for Teaching English Language Learners, K-5*. Portland, ME. Stenhouse Publishers.

Erichsen, G. (2014). *Cognate, Grammar Glossary for Spanish Students*. Retrieved from <http://spanish.about.com/cs/vocabulary/g/cognategloss.htm>

Headstrom, B. (2010). *The Power of Cognates: Using English to Learn Spanish Quickly and Easily*. Retrieved from <http://www.brycehedstrom.com/wp-content/uploads/2011/09/THE-POWER-OF-COGNATES-Sample.pdf>

Linguasorb. (N/D). *Spanish Cognates*. Retrieved from <http://www.linguasorb.com/learnspanish/spanish-cognates/>